



2016 | Women's
NORCECA
Continental Olympic Qualification
Tournament
Lincoln , Nebraska, USA
January 7-9, 2016



Friday, January 8, 2016

Daily Bulletin

#3

Boletín Diario

Viernes, 08 De Enero 2016





TEAM UPDATES

- 1) **The official start time of the match between the USA and DOM is at 8:08pm.**





Calendario y Formato de Competencia / Competition Format and Match Schedule

Round Robin

No.	Date	Time	Cat	Teams	SCORE	Result per set (points)					POINTS	TIME
						1	2	3	4	5		
1	7-ene	17:00		DOMINICAN REPUBLIC vs PUERTO RICO	3-1	17-25	25-13	25-23	25-23	92-84	2:03	
2	7-ene	19:00		UNITED STATES OF AMERICA vs CANADA	3-0	25-18	25-18	25-15		75-51	1:21	
3	8-ene	17:00		CANADA vs DOMINICAN REPUBLIC	1-3	27-25	16-25	24-26	20-25	87-101	2:04	
4	8-ene	19:00		UNITED STATES OF AMERICA vs PUERTO RICO	3-1	25-14	24-26	25-12	25-14	99-66	1:41	
5	9-ene	17:00		PUERTO RICO vs CANADA								
6	9-ene	20:00		UNITED STATES OF AMERICA vs DOMINICAN REPUBLIC								

RANKING

- 1 USA 
- 2 DOM 
- 3 PUR 
- 4 CAN 



Dia / Day	Hora / Time	Pinnacle Bank Arena - Competition Venue	Training Court 1 - Pinnacle Bank Arena
09-ene-15			
	8:00	CAN (17:00)	
	9:30	PUR (17:00)	
	11:00	DOM (20:00)	
	12:30	USA (20:00)	
	17:00	PUR vs CAN	
	20:00	USA vs DOM	



FEDERATION
INTERNATIONALE
DE VOLLEYBALL



0-1 UNIFORM COLOURS
Couleur de l'uniforme

CITY : Ville : Lincoln, Nebraska

REGISTERED COLOURS / Couleurs enregistrées :
(ONLY SHIRT COLOUR - seulement la couleur du maillot)

DATE : TIME:

TEAMS : Equipes :

POOL/PHASE : Groupe/Phase :

1	Red	Blue	Red	White		
2	White	White	White	Red		
	Black	Red	Blue	Blue		

MATCH SCHEDULE - Calendrier des matches				TEAMS CHOICE - Choix des équipes (1 - 2 OR/ou 3)				FIVB DECISION Décision de la FIVB	
DATE :	No.	Team	Team	Libero Choice Libero Choix		2nd CHOICE 2e Choix		A	B
		A	B	A	B	A	B		
7-Jan-16	1	DOM	PUR	Black	Red			Red	White
7-Jan-16	2	USA	CAN	Blue	White			White	Red
8-Jan-16	3	CAN	DOM	Red	Orange			Black	White
8-Jan-16	4	USA	PUR	White	White			Red	Blue
9-Jan-16	5	PUR	CAN	Blue	Black			Red	White
9-Jan-16	6	USA	DOM	Red	Yellow			Blue	Red

NORCECA
Volleyball Confederation
National Federation
Department

[Signature]

APPROVAL - Approbation : FIVB Technical Delegate :
Délégué technique FIVB :



P-4 VOLLEYBALL • Collated results & ranking

NORCECA WOMEN'S OLYMPIC QUALIFIER 2016

Results of Friday, January 08, 2016



MATCH RESULTS

Final Round

No	Date	Teams	Set	Result per set (points)					Total Points	Time	Spectators
				1	2	3	4	5			
1	1/7/2016	DOM - PUR	3-1	17-25	25-13	25-23	25-23		92- 84	2:03	3,041
2	1/7/2016	USA - CAN	3-0	25-18	25-18	25-15			75- 51	1:21	6,322
3	1/8/2016	CAN - DOM	1-3	27-25	16-25	24-26	20-25		87-101	2:04	3,000
4	1/8/2016	USA - PUR	3-1	25-14	24-26	25-12	25-14		99- 66	1:50	6,501
5	1/9/2016	PUR - CAN									
6	1/9/2016	USA - DOM									

TEAM RANKING

Final Round

Rk	Code	Team	Matches			Results Details						Points			Sets			
			Pts	T	W	L	3-0	3-1	3-2	2-3	1-3	0-3	W	L	Ratio	W	L	Ratio
1	USA	UNITED STATES	9	2	2	0	1	1	0	0	0	0	174	117	1.487	6	1	6.000
2	DOM	DOMINICAN REPUBLIC	8	2	2	0	0	2	0	0	0	193	171	1.129	6	2	3.000	
3	PUR	PUERTO RICO	2	2	0	2	0	0	0	0	2	150	191	0.785	2	6	0.333	
4	CAN	CANADA	1	2	0	2	0	0	0	0	1	138	176	0.784	1	6	0.167	





P-2 VOLLEYBALL • Match result



NORCEGA WOMEN'S OLYMPIC QUALIFIER 2016 Final Round

Match: 3 **Date:** 1/8/2016 **Spectators:** 3,000
City: LINCOLN, NE
Hall: PINNACLE BANK ARENA
Match duration: **Start:** 17:00 **End:** 19:04 **Total:** 2:04

Teams	Sets	1	2	3	4	5	Total
CAN	1	27	16	24	20		87
DOM	3	25	25	26	25		101
Set duration		0:31	0:25	0:30	0:29		1:55

Referees: Lourdes PEREZ (CUB) & Patricia ROLF (USA)

CAN • CANADA		1	2	3	4	5	Pts
1	L Guimond Janie (L)	L	L	L	L		
2	Barclay Lisa (OH)						
3	Page Brittney (OH)					□	4
4	Richey Kyla (OH)	■	■	■	■		12
8	Thibeault Jaimie (MB)	■	■	■			2
9	Love Tabitha (OP)	■	■	■	■		13
10	Field Marisa (MB)	□	□	□			2
12	Cross Jennifer (MB)			□	■		
13	Charuk Lucille (MB)	■	■	■	■		7
15	Pavan Rebecca (OP)	□	□	□	□		5
18	L Marcelle Shanice (L)						
19	Lundquist Jennifer (S)	■	■	■	■		5
20	Cranston Dana (OH)	■	■	■	■		12
22	Cyr Megan (S)	□	□	□	□		

Coach: Arnd Ludwig (CAN)
Assistant: Ryan Ratuszniak (CAN)

DOM • DOMINICAN REPUBLIC		1	2	3	4	5	Pts
1	Vargas Valdez Annerys (MB)	■	■				1
2	L Fernandez Perez Winifer Maria (L)						
3	Eve Mejia Lisvel Elisa (OH)	□	□	□			
4	Fersola Norberto Marianne (MB)		□	■	■		15
5	L Castillo Brenda (L)	L	L	L	L		
6	Dominguez Martinez Camil (S)					□	
7	Marte Frica Niverka (S)	■	■	■	■		4
8	Arias Perez Candida (MB)	■	■	■	■		13
14	Rivera Brens Prisilla (OH)	■	■	■	■		16
16	Peña Isabel Yonkaira Paola (OH)	□	□	■			1
17	Mambru Casilla Gina Alta. (OP)	■	■	■	■		21
19	Binet Stephens Ana Yorkira (OH)	□	□	□	□		
20	Martinez Brayelin (OH)	■	■	□	■		12
21	Martinez Jineiry (MB)						

Coach: Marcos Kwiek (BRA)
Assistant: Wagner Roberto Rocha (BRA)

TEAMS AND PLAYERS PERFORMANCES

Won Pts	Total Atts	No Name	Scoring Skills	Won Pts	Total Atts	No Name
49	142	Total Team		61	152	Total Team
12	41	20 Cranston Dana (OH)	Spike	16	38	17 Mambru Casilla Gina Alta.
11	32	9 Love Tabitha (OP)		13	22	4 Fersola Norberto Marianne
8	34	Total Team	Block	9	50	Total Team
2	4	9 Love Tabitha (OP)		4	15	8 Arias Perez Candida (MB)
2	4	19 Lundquist Jennifer (S)		2	7	17 Mambru Casilla Gina Alta.
5	88	Total Team	Serve	13	100	Total Team
2	8	10 Field Marisa (MB)		4	16	14 Rivera Brens Prisilla (OH)
2	10	19 Lundquist Jennifer (S)		3	17	17 Mambru Casilla Gina Alta.
25		Total Team	Opp. error	18		Total Team
87	264	Total Team	Total	101	302	Total Team

13	41	9 Love Tabitha (OP)	Best Scorer	21	62	17 Mambru Casilla Gina Alta.
----	----	---------------------	--------------------	----	----	------------------------------

Excellent	Total Atts	No Name	Non scoring Skills	Excellent	Total Atts	No Name
79	106	Total Team		78	89	Total Team
17	27	1 Guimond Janie (L)	Dig	24	27	5 Castillo Brenda (L)
16	18	4 Richey Kyla (OH)		12	15	14 Rivera Brens Prisilla (OH)
25	121	Total Team	Set	20	124	Total Team
21	91	19 Lundquist Jennifer (S)		20	112	7 Marte Frica Niverka (S)
50	88	Total Team	Reception	51	80	Total Team
26	43	1 Guimond Janie (L)	<u>Success - Faults</u>	14	19	5 Castillo Brenda (L)
10	19	4 Richey Kyla (OH)	<u># Attempts</u>	15	27	14 Rivera Brens Prisilla (OH)

■ Starting line-up Pts = Points scored [nn] = Captain
□ Substitute Atts = Attempts L = Libero
Opp = Opponent





P-2 VOLLEYBALL • Match result



NORCEGA WOMEN'S OLYMPIC QUALIFIER 2016 Final Round

Match: 4 **Date:** 1/8/2016 **Spectators:** 6,501
City: Lincoln NE
Hall: Pinnacle Bank Arena
Match duration: Start: 19:46 End: 21:36 Total: 1:50

Teams	Sets	1	2	3	4	5	Total
USA	3	25	24	25	25		99
PUR	1	14	26	12	14		66
Set duration		0:22	0:30	0:25	0:24		1:41

Referees: Denny CESPEDES (DOM) & Luis MACIAS (MEX)

USA • UNITED STATES		1	2	3	4	5	Pts
1	Glass Alisha (S)	■	■	■	■		2
2	L Banwarth Kayla (L)	L	L	L	L		
3	Thompson Courtney (S)	□	□	□	□		
6	Dixon Tetori (MB)	■	■	■	■		9
10	Larson-Burbach Jordan (OH)	■	■	■	■		8
11	Easy Megan (OH)	□	□				6
13	Dietzen Christa Harmotto (MB)						
14	Fawcett Nicole (OP)	■	■	■	■		14
15	Hill Kimberly (OH)			□	■		3
16	Akinradewo Foluke (MB)	■	■	■	■		15
17	L Hagglund Natalie (L)						
22	Adams Rachael (MB)						
23	Robinson Kelsey (OH)	■	■	■	□		5
25	Lowe Karsta (OP)	□	□	□	□		10

Coach: Kiraly, Karch (USA)
Assistant: Morrison, Jamie (USA)

PUR • PUERTO RICO		1	2	3	4	5	Pts
1	L Seilhamer Debora (L)		L	L	L	L	
3	Mojica Vilmarie (S)	■	■	■	■		
6	Rosa Yarimar (OH)					■	4
7	Enright Stephanie (OH)	■	■	■	■		11
9	Cruz Aurea (OH)	■	■	■	■		7
11	Ocasio Karina (OP)	■	■	■	■		23
12	Del Valle Jetzabel (MB)						
13	Ferrer Shirley (OP)	□	□	□	□		2
14	Valentin Natalia (S)	□	□	□	□		
15	Santana Daly (OH)	□	□	□	■		1
16	Oquendo Alexandra (MB)	■	■	■	■		2
18	Morales Lynda (MB)	■	■	■	■		3
21	Reyes Diana (MB)					■	2
25	L Rosado Dalianliz (L)					L	

Coach: Juan Carlos Nunez (PUR)
Assistant: Xiomara Molero (PUR)

TEAMS AND PLAYERS PERFORMANCES

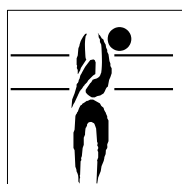

Won Pts	Total Atts	No Name	Scoring Skills	Won Pts	Total Atts	No Name
61	124	Total Team		51	138	Total Team
14	25	16 Akinradewo Foluke (MB)	Spike	20	40	11 Ocasio Karina (OP)
11	24	14 Fawcett Nicole (OP)		11	30	7 Enright Stephanie (OH)
9	41	Total Team	Block	3	27	Total Team
2	2	25 Lowe Karsta (OP)		2	4	11 Ocasio Karina (OP)
2	3	23 Robinson Kelsey (OH)		1	4	18 Morales Lynda (MB)
2	98	Total Team	Serve	1	67	Total Team
2	13	14 Fawcett Nicole (OP)		1	10	11 Ocasio Karina (OP)
27		Total Team	Opp. error	11		Total Team
99	263	Total Team	Total	66	232	Total Team

15	57	16 Akinradewo Foluke (MB)	Best Scorer	23	54	11 Ocasio Karina (OP)
----	----	---------------------------	--------------------	----	----	-----------------------

Excellent	Total Atts	No Name	Non scoring Skills	Excellent	Total Atts	No Name
68	83	Total Team		63	88	Total Team
17	20	10 Larson-Burbach Jordan	Dig	19	23	1 Seilhamer Debora (L)
16	20	2 Banwarth Kayla (L)		12	14	9 Cruz Aurea (OH)
36	111	Total Team	Set	13	121	Total Team
28	78	1 Glass Alisha (S)		12	95	3 Mojica Vilmarie (S)
47	59	Total Team	Reception	63	94	Total Team
15	18	23 Robinson Kelsey (OH)	Success - Faults	30	43	7 Enright Stephanie (OH)
13	16	10 Larson-Burbach Jordan	# Attempts			

■ Starting line-up Pts = Points scored [nn] = Captain
□ Substitute Atts = Attempts L = Libero
Opp = Opponent





Best Scorers

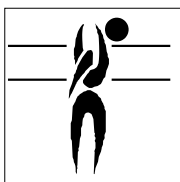
Rk	No	Name	Team	Spike	Block	Serve	Total
1	11	Ocasio Karina (OP)	PUR	37	3	2	42
2	17	Mamburu Casilla Gina Alta. (OP)	DOM	28	2	6	36
3	14	Rivera Brens Prisilla (OH)	DOM	25	3	4	32
4	14	Fawcett Nicole (OP)	USA	24	1	3	28
4	20	Martinez Brayelin (OH)	DOM	20	5	3	28
6	7	Enright Stephanie (OH)	PUR	20	3	0	23
7	16	Akinradewo Foluke (MB)	USA	20	1	0	21
7	9	Love Tabitha (OP)	CAN	17	4	0	21
9	25	Lowe Karsta (OP)	USA	18	2	0	20
10	10	Larson-Burbach Jordan (OH)	USA	18	0	0	18
11	20	Cranston Dana (OH)	CAN	16	0	0	16
11	6	Dixon Tetori (MB)	USA	13	3	0	16
11	13	Charuk Lucille (MB)	CAN	11	5	0	16
11	4	Fersola Norberto Marianne (MB)	DOM	14	0	2	16
15	8	Arias Perez Candida (MB)	DOM	10	4	1	15
16	4	Richey Kyla (OH)	CAN	13	1	0	14
16	23	Robinson Kelsey (OH)	USA	11	2	1	14
18	11	Easy Megan (OH)	USA	10	2	0	12
19	15	Pavan Rebecca (OP)	CAN	8	3	0	11
19	9	Cruz Aurea (OH)	PUR	10	0	1	11
19	21	Martinez Jineiry (MB)	DOM	7	3	1	11
22	18	Morales Lynda (MB)	PUR	7	3	0	10
23	16	Oquendo Alexandra (MB)	PUR	7	2	0	9
24	3	Page Brittney (OH)	CAN	6	0	1	7
24	6	Rosa Yarimar (OH)	PUR	7	0	0	7
26	15	Santana Daly (OH)	PUR	5	1	0	6
27	8	Thibeault Jaimie (MB)	CAN	5	0	0	5
27	19	Lundquist Jennifer (S)	CAN	1	2	2	5
27	13	Ferrer Shirley (OP)	PUR	5	0	0	5
27	1	Vargas Valdez Annerys (MB)	DOM	4	1	0	5
31	7	Marte Frica Niverka (S)	DOM	2	1	1	4
32	15	Hill Kimberly (OH)	USA	3	0	0	3
33	22	Cyr Megan (S)	CAN	2	0	0	2
33	1	Glass Alisha (S)	USA	1	1	0	2
33	10	Field Marisa (MB)	CAN	0	0	2	2
33	21	Reyes Diana (MB)	PUR	2	0	0	2
37	16	Peña Isabel Yonkaira Paola (OH)	DOM	1	0	0	1
38	2	Banwarth Kayla (L)	USA	0	0	0	0
38	3	Thompson Courtney (S)	USA	0	0	0	0
38	13	Dietzen Christa Harmotto (MB)	USA	0	0	0	0
38	17	Hagglund Natalie (L)	USA	0	0	0	0
38	22	Adams Rachael (MB)	USA	0	0	0	0
38	1	Guimond Janie (L)	CAN	0	0	0	0
38	2	Barclay Lisa (OH)	CAN	0	0	0	0
38	12	Cross Jennifer (MB)	CAN	0	0	0	0
38	18	Marcelle Shanice (L)	CAN	0	0	0	0
38	2	Fernandez Perez Winifer Maria (L)	DOM	0	0	0	0
38	3	Eve Mejia Lisvel Elisa (OH)	DOM	0	0	0	0
38	5	Castillo Brenda (L)	DOM	0	0	0	0
38	6	Dominguez Martinez Camil (S)	DOM	0	0	0	0
Total tournament				408	58	30	496



Best Spikers

Limit: 15.00%

Rk	No	Name	Team	Spikes	Faults	Shots	Total Attempts	Succ. %
1	14	Fawcett Nicole (OP)	USA	24	3	20	47	51.06
2	16	Akinradewo Foluke (MB)	USA	20	4	16	40	50.00
3	11	Ocasio Karina (OP)	PUR	37	14	28	79	46.84
4	17	Mambru Casilla Gina Alta. (OP)	DOM	28	5	38	71	39.44
5	14	Rivera Brens Prisilla (OH)	DOM	25	10	36	71	35.21
6	7	Enright Stephanie (OH)	PUR	20	14	23	57	35.09
7	10	Larson-Burbach Jordan (OH)	USA	18	5	29	52	34.62
8	4	Richey Kyla (OH)	CAN	13	6	19	38	34.21
9	9	Love Tabitha (OP)	CAN	17	6	34	57	29.82
10	20	Martinez Brayelin (OH)	DOM	20	11	44	75	26.67
Total Tournament				408	131	525	1,064	38.35



Best Blockers


Rk	No	Name	Team	Kill Blocks	Faults	Rebounds	Total Attempts	Avg. by set
1	13	Charuk Lucille (MB)	CAN	5	4	11	20	0.71
2	20	Martinez Brayelin (OH)	DOM	5	7	3	15	0.63
3	9	Love Tabitha (OP)	CAN	4	3	4	11	0.57
4	8	Arias Perez Candida (MB)	DOM	4	7	8	19	0.50
5	15	Pavan Rebecca (OP)	CAN	3	-	3	6	0.43
6	6	Dixon Tetori (MB)	USA	3	5	8	16	0.43
7	7	Enright Stephanie (OH)	PUR	3	1	4	8	0.38
8	21	Martinez Jineiry (MB)	DOM	3	2	4	9	0.38
9	11	Ocasio Karina (OP)	PUR	3	4	5	12	0.38
10	14	Rivera Brens Prisilla (OH)	DOM	3	4	4	11	0.38
Total Tournament				58	118	138	314	3.87



Best Servers

Rk	No	Name	Team	Aces	Faults	Serve Hits	Total Attempts	Avg. by set
1	17	Mambru Casilla Gina Alta. (OP)	DOM	6	5	23	34	0.75
2	14	Rivera Brens Prisilla (OH)	DOM	4	7	18	29	0.50
3	14	Fawcett Nicole (OP)	USA	3	1	14	18	0.43
4	20	Martinez Brayelin (OH)	DOM	3	1	20	24	0.38
5	10	Field Marisa (MB)	CAN	2	-	6	8	0.29
5	19	Lundquist Jennifer (S)	CAN	2	-	12	14	0.29
7	4	Fersola Norberto Marianne (MB)	DOM	2	2	16	20	0.25
8	11	Ocasio Karina (OP)	PUR	2	3	15	20	0.25
9	3	Page Brittney (OH)	CAN	1	-	10	11	0.14
9	23	Robinson Kelsey (OH)	USA	1	-	19	20	0.14
Total Tournament				30	65	560	655	2.00






Best Diggers

Rk	No	Name	Team	Digs	Faults	Receptions	Total Attempts	Avg. by set
1	5	Castillo Brenda (L)	DOM	52	6	1	59	6.50
2	2	Banwarth Kayla (L)	USA	38	3	1	42	5.43
3	1	Guimond Janie (L)	CAN	33	17	3	53	4.71
4	10	Larson-Burbach Jordan (OH)	USA	32	5	-	37	4.57
5	1	Seilhamer Debora (L)	PUR	33	6	-	39	4.13
6	20	Martinez Brayelin (OH)	DOM	25	4	-	29	3.13
7	1	Glass Alisha (S)	USA	20	4	1	25	2.86
8	14	Rivera Brens Prisilla (OH)	DOM	22	3	1	26	2.75
9	9	Cruz Aurea (OH)	PUR	22	4	-	26	2.75
10	14	Fawcett Nicole (OP)	USA	19	6	1	26	2.71
Total Tournament				572	122	30	724	38.13



Best Setters

Rk	No	Name	Team	Running Sets	Faults	Still Sets	Total Attempts	Avg. by set
1	1	Glass Alisha (S)	USA	55	3	94	152	7.86
2	3	Mojica Vilmarie (S)	PUR	37	3	148	188	4.63
3	19	Lundquist Jennifer (S)	CAN	29	2	116	147	4.14
4	7	Marte Frica Niverka (S)	DOM	30	2	182	214	3.75
5	3	Thompson Courtney (S)	USA	13	2	30	45	1.86
6	14	Valentin Natalia (S)	PUR	7	-	33	40	0.88
7	22	Cyr Megan (S)	CAN	4	-	39	43	0.57
-	1	Seilhamer Debora (L)	PUR	-	-	9	9	
-	1	Guimond Janie (L)	CAN	-	-	9	9	
-	2	Fernandez Perez Winifer Maria (L)	DOM	-	-	-	-	
Total Tournament				175	16	744	935	11.67



Best Receivers

Limit: 20.00%



Rk	No	Name	Team	Excellents	Faults	Serve Receptions	Total Attempts	Eff. %
1	23	Robinson Kelsey (OH)	USA	34	-	5	39	87.18
2	10	Larson-Burbach Jordan (OH)	USA	22	1	3	26	80.77
3	5	Castillo Brenda (L)	DOM	25	1	7	33	72.73
4	1	Seilhamer Debora (L)	PUR	29	2	7	38	71.05
5	2	Banwarth Kayla (L)	USA	17	2	3	22	68.18
6	7	Enright Stephanie (OH)	PUR	52	5	14	71	66.20
7	14	Rivera Brens Prisilla (OH)	DOM	34	5	16	55	52.73
8	20	Martinez Brayelin (OH)	DOM	24	4	11	39	51.28
9	1	Guimond Janie (L)	CAN	36	7	15	58	50.00
10	3	Page Brittney (OH)	CAN	27	7	8	42	47.62
Total Tournament				405	45	140	590	61.02





P-5 VOLLEYBALL • Players ranking by skills

NORCECA WOMEN'S OLYMPIC QUALIFIER 2016



Best Liberos

Rk	No	Name	Team	Excellents	Faults	In play	Total attempts	Avg. by set
1	1	Guimond Janie (L)	CAN	69	24	18	111	9.86
2	5	Castillo Brenda (L)	DOM	77	7	8	92	9.63
3	2	Banwarth Kayla (L)	USA	55	5	4	64	7.86
4	1	Seilhamer Debora (L)	PUR	62	8	7	77	7.75
5	25	Rosado Dalianliz (L)	PUR	4	2	3	9	0.50
6	2	Fernandez Perez Winifer Maria (L)	DOM					
7	17	Hagglund Natalie (L)	USA					
8	18	Marcelle Shanice (L)	CAN					

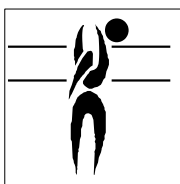




Best Spikers

Limit: 15.00%

Rk	Team	Spikes	Faults	Shots	Total Attempts	Succ. %
1	USA UNITED STATES	118	20	118	256	46.09
2	DOM DOMINICAN REPUBLIC	111	36	142	289	38.41
3	PUR PUERTO RICO	100	52	126	278	35.97
4	CAN CANADA	79	23	139	241	32.78
Total Tournament		408	131	525	1,064	38.35




Best Blockers

Rk	Team	Kill Blocks	Faults	Rebounds	Total Attempts	Avg. by set
1	DOM DOMINICAN REPUBLIC	19	34	38	91	2.38
2	CAN CANADA	15	22	37	74	2.14
3	USA UNITED STATES	12	31	28	71	1.71
4	PUR PUERTO RICO	12	31	35	78	1.50
Total Tournament		58	118	138	314	3.87



Best Servers

Rk	Team	Aces	Faults	Serve Hits	Total Attempts	Avg. by set
1	DOM DOMINICAN REPUBLIC	18	26	147	191	2.25
2	CAN CANADA	5	13	123	141	0.71
3	USA UNITED STATES	4	8	159	171	0.57
4	PUR PUERTO RICO	3	18	131	152	0.38
Total Tournament		30	65	560	655	2.00



Best Diggers

Rk	Team	Digs	Faults	Receptions	Total Attempts	Avg. by set
1	USA UNITED STATES	149	25	5	179	21.29
2	DOM DOMINICAN REPUBLIC	153	25	6	184	19.13
3	CAN CANADA	133	39	12	184	19.00
4	PUR PUERTO RICO	137	33	7	177	17.13
Total Tournament		572	122	30	724	38.13



Best Setters

Rk	Team	Running Sets	Faults	Still Sets	Total Attempts	Avg. by set
1	USA UNITED STATES	68	6	154	228	9.71
2	PUR PUERTO RICO	44	4	198	246	5.50
3	CAN CANADA	33	3	173	209	4.71
4	DOM DOMINICAN REPUBLIC	30	3	219	252	3.75
Total Tournament		175	16	744	935	11.67



Best Receivers

Limit: 20.00%

Rk	Team	Excellents	Faults	Serve Receptions	Total Attempts	Eff. %
1	USA UNITED STATES	89	3	15	107	80.37
2	PUR PUERTO RICO	123	9	39	171	66.67
3	DOM DOMINICAN REPUBLIC	97	10	48	155	56.13
4	CAN CANADA	96	23	38	157	46.50
Total Tournament		405	45	140	590	61.02



Day 2 Results Sets All-Important NORCECA Olympic Qualification Pairing

Lincoln, Nebraska, USA (Jan. 8, 2016) – Results on the second day of the Women’s NORCECA Olympic Qualification Tournament presented a clearer picture for the third and final day of the tournament taking place in Lincoln, Nebraska.

United States and Dominican Republic head into the last competition day undefeated and Saturday’s winner will obtain NORCECA’s bid into the 2016 Olympic Games. Puerto Rico and Canada lost Friday evening to USA and Dominican Republic, respectively, and will now battle each other on Saturday to stay alive in the Olympic Games final qualification process in May.

United States vs. Puerto Rico

United States moved one step closer to 2016 Olympic Games qualification by knocking off Puerto Rico 25-14, 24-26, 25-12, 25-14 Friday evening in front of 6,501 fans at the Pinnacle Bank Arena in Lincoln, Neb.

The USA will face Dominican Republic (2-0) in the final match of the tournament with the winner earning NORCECA’s bid into the 2016 Olympic Games. The match will be aired live on NBC Sports starting at 9 p.m. ET. Puerto Rico (0-2) finishes the tournament with an all-important match against Canada (0-2) to stay alive in the last chance Olympic qualifiers in May available to the second- and third-place teams in the four-team round-robin standings.

The U.S. had seven players with at least five points in a balanced offensive match. Foluke Akinradewo sparked the United States’ balanced attack with 15 points and Nicole Fawcett chipped in 14 points. Karsta Lowe ended the night with 10 points and Tori Dixon charted nine points.

Karina Ocasio led Puerto Rico with a match-high 23 points, while Stephanie Enright recorded 11 points.

Puerto Rico committed 27 errors in the match to the USA’s 11. The USA managed a 9-3 block advantage to go with a slim 2-1 ace edge.

“I think the biggest message was not letting off the gas. We made a big defensive adjustments. We had our pin blockers really focused on No. 11. She was really hurting us a lot with strong hands.”

Dominican Republic vs. Canada

Dominican Republic captured its second win of the 2016 Women’s NORCECA Olympic Qualification Tournament by defeating Canada 25-27, 25-16, 26-24, 25-21 on Friday night in Lincoln, Neb.

Dominican Republic improves to 2-0 in the four-team round-robin event and will conclude the tournament on Saturday against the host United States at 8 p.m. CT. Canada, now 0-2, concludes the tournament versus Puerto Rico on Saturday at 5 p.m. CT. The winner of the four-team round open tournament qualifies for the 2016 Olympic Games, while the second- and third-place teams in the final standings move into the last chance Olympic Games qualification tournaments in May.

Gina Mambro led Dominican Republic with 21 points, while Prisilla Rivera added 16 points. Candida Arias provided the victors with 13 points and Brayelin Martinez followed with 12 points. Libero Brenda Castillo was credited with 24 digs and 14 excellent receptions on 19 chances.

Canada, which came back from a 24-20 deficit to win the opening set, was paced by Tabitha Love with 13 points. Kyla Richey and Dana Cranston each scored 12 points in the loss. Janie Guilmond tallied 17 digs and 26 excellent receptions on 43 chances in her libero position.

Dominican Republic's serve proved effective as they had a 13-5 ace advantage. The victors held a slim 9-8 margin in blocks to go with a 61-49 edge in kills.

"I would much rather lose the first set every single time because we end up winning," Dominican Republic captain Prisilla Rivera said. "If you notice we are always on top at the beginning of the set and we lose it. Yes, we can do better. Yes, we can start faster. But at the end of the day we are winning, and that is what we would rather have. Tomorrow against USA we need a better serve receive and be ready to play."